



Single Assessment Institution-Level Pass Rate Data: Traditional Teacher Preparation Program Within IHE


	HEOA - Title II 2019 - 2020 Academic Year
	Institution Name ANDERSON UNIVERSITY
	Institution Code 5008
	State South Carolina

Assessment Information ¹	Group	Number Taking Assessment	Number Passing Assessment	Institutional Pass Rate	Institutional Average Scaled Score	Assessment Cut Score ²	Statewide		
							Number Taking Assessment	Number Passing Assessment	Statewide Pass Rate
AGRICULTURE (5701) Test Company: ETS Score Range: 100-200	All enrolled students who have completed all nonclinical courses, 2019-20								
	Other enrolled students, 2019-20						1		
	All program completers, 2019-20						9		
	All program completers, 2018-19						3		
	All program completers, 2017-18						18	18	100%
ART CONTENT AND ANALYSIS (5135) Test Company: ETS Score Range: 100-200	All enrolled students who have completed all nonclinical courses, 2019-20						13	12	92%
	Other enrolled students, 2019-20	3				161	16	9	56%
	All program completers, 2019-20	6				161	21	20	95%
	All program completers, 2018-19	6				161	49	47	96%
	All program completers, 2017-18	4				161	37	37	100%
BIOLOGY AND GENERAL SCIENCE (0030) Test Company: ETS Score Range: 250-990	All enrolled students who have completed all nonclinical courses, 2019-20								
	Other enrolled students, 2019-20								
	All program completers, 2019-20								
	All program completers, 2018-19								
	All program completers, 2017-18						1		
BIOLOGY CONTENT KNOWLEDGE (0235) Test Company: ETS Score Range: 100-200	All enrolled students who have completed all nonclinical courses, 2019-20						2		
	Other enrolled students, 2019-20						9		
	All program completers, 2019-20						19	19	100%
	All program completers, 2018-19						26	26	100%
	All program completers, 2017-18						27	27	100%


Single Assessment Institution-Level Pass Rate Data: Traditional Teacher Preparation Program Within IHE

		<p align="center">HEOA - Title II 2019 - 2020 Academic Year</p>					<p align="center">Statewide</p>			
<p>Institution Name</p>		ANDERSON UNIVERSITY								
<p>Institution Code</p>		5008								
<p>State</p>		South Carolina								
<p align="center"><i>Assessment Information</i>¹</p>	<p align="center"><i>Group</i></p>	<p align="center"><i>Number Taking Assessment</i></p>	<p align="center"><i>Number Passing Assessment</i></p>	<p align="center"><i>Institutional Pass Rate</i></p>	<p align="center"><i>Institutional Average Scaled Score</i></p>	<p align="center"><i>Assessment Cut Score</i>²</p>	<p align="center"><i>Number Taking Assessment</i></p>	<p align="center"><i>Number Passing Assessment</i></p>	<p align="center"><i>Statewide Pass Rate</i></p>	
<p>BUSINESS ED CONTENT KNOWLEDGE (5101)</p> <p><i>Test Company: ETS</i> <i>Score Range: 100-200</i></p>	All enrolled students who have completed all nonclinical courses, 2019-20									
	Other enrolled students, 2019-20									
	All program completers, 2019-20									
	All program completers, 2018-19									
	All program completers, 2017-18						1			
<p>CHEMISTRY CONTENT KNOWLEDGE (0245)</p> <p><i>Test Company: ETS</i> <i>Score Range: 100-200</i></p>	All enrolled students who have completed all nonclinical courses, 2019-20									
	Other enrolled students, 2019-20						3			
	All program completers, 2019-20						5			
	All program completers, 2018-19						7			
	All program completers, 2017-18						5			
<p>EARLY CHILDHOOD EDUCATION (5025)</p> <p><i>Test Company: ETS</i> <i>Score Range: 100-200</i></p>	All enrolled students who have completed all nonclinical courses, 2019-20	1				156	23	20	87%	
	Other enrolled students, 2019-20	5				156	34	30	88%	
	All program completers, 2019-20	1				156	6			
	All program completers, 2018-19									
	All program completers, 2017-18									
<p>ED OF DEAF AND HARD OF HEARING (5272)</p> <p><i>Test Company: ETS</i> <i>Score Range: 100-200</i></p>	All enrolled students who have completed all nonclinical courses, 2019-20						1			
	Other enrolled students, 2019-20						2			
	All program completers, 2019-20						9			
	All program completers, 2018-19						3			
	All program completers, 2017-18						6			

Single Assessment Institution-Level Pass Rate Data: Traditional Teacher Preparation Program Within IHE


		HEOA - Title II 2019 - 2020 Academic Year					Statewide			
Institution Name		ANDERSON UNIVERSITY								
Institution Code		5008								
State		South Carolina								
Assessment Information¹	Group	Number Taking Assessment	Number Passing Assessment	Institutional Pass Rate	Institutional Average Scaled Score	Assessment Cut Score²	Number Taking Assessment	Number Passing Assessment	Statewide Pass Rate	
EDUCATION OF YOUNG CHILDREN (5024) <i>Test Company: ETS</i> <i>Score Range: 100-200</i>	All enrolled students who have completed all nonclinical courses, 2019-20	1				160	110	78	71%	
	Other enrolled students, 2019-20	12	8	67%	165	160	116	105	91%	
	All program completers, 2019-20	38	37	97%	172	160	426	407	96%	
	All program completers, 2018-19	34	31	91%	173	160	461	451	98%	
	All program completers, 2017-18	33	32	97%	172	160	511	507	99%	
ELEM ED CKT: MATHEMATICS (7813) <i>Test Company: ETS</i> <i>Score Range: 100-200</i>	All enrolled students who have completed all nonclinical courses, 2019-20	1				150	30	26	87%	
	Other enrolled students, 2019-20						35	31	89%	
	All program completers, 2019-20						6			
	All program completers, 2018-19						1			
	All program completers, 2017-18	1				150	1			
ELEM ED CKT: READING LANGUAGE ARTS (7812) <i>Test Company: ETS</i> <i>Score Range: 100-200</i>	All enrolled students who have completed all nonclinical courses, 2019-20	1				161	31	25	81%	
	Other enrolled students, 2019-20						34	29	85%	
	All program completers, 2019-20						6			
	All program completers, 2018-19									
	All program completers, 2017-18									
ELEM ED CKT: SCIENCE (7814) <i>Test Company: ETS</i> <i>Score Range: 100-200</i>	All enrolled students who have completed all nonclinical courses, 2019-20	1				154	34	32	94%	
	Other enrolled students, 2019-20						37	33	89%	
	All program completers, 2019-20	2				154	15	14	93%	
	All program completers, 2018-19									
	All program completers, 2017-18									

Single Assessment Institution-Level Pass Rate Data: Traditional Teacher Preparation Program Within IHE


	HEOA - Title II 2019 - 2020 Academic Year
	Institution Name ANDERSON UNIVERSITY
	Institution Code 5008
	State South Carolina

Assessment Information ¹	Group	Number Taking Assessment	Number Passing Assessment	Institutional Pass Rate	Institutional Average Scaled Score	Assessment Cut Score ²	Statewide		
							Number Taking Assessment	Number Passing Assessment	Statewide Pass Rate
ELEM ED CKT: SOCIAL STUDIES (7815) Test Company: ETS Score Range: 100-200	All enrolled students who have completed all nonclinical courses, 2019-20	1				162	31	27	87%
	Other enrolled students, 2019-20						35	25	71%
	All program completers, 2019-20	4				162	26	23	88%
	All program completers, 2018-19	2				162	2		
	All program completers, 2017-18								
ELEM ED MULTI SUBJ MATHEMATICS (5003) Test Company: ETS Score Range: 100-200	All enrolled students who have completed all nonclinical courses, 2019-20	10	9	90%	171	157	106	91	86%
	Other enrolled students, 2019-20	12	10	83%	179	157	104	96	92%
	All program completers, 2019-20	58	55	95%	173	157	474	460	97%
	All program completers, 2018-19	60	58	97%	177	157	504	493	98%
	All program completers, 2017-18	34	33	97%	177	157	364	361	99%
ELEM ED MULTI SUBJ READING LANG ARTS (5002) Test Company: ETS Score Range: 100-200	All enrolled students who have completed all nonclinical courses, 2019-20	10	7	70%	162	157	104	85	82%
	Other enrolled students, 2019-20	12	11	92%	169	157	103	93	90%
	All program completers, 2019-20	58	58	100%	171	157	473	461	97%
	All program completers, 2018-19	60	60	100%	171	157	505	498	99%
	All program completers, 2017-18	35	35	100%	171	157	365	361	99%
ELEM ED MULTI SUBJ SCIENCES (5005) Test Company: ETS Score Range: 100-200	All enrolled students who have completed all nonclinical courses, 2019-20	10	8	80%	167	159	99	80	81%
	Other enrolled students, 2019-20	12	8	67%	165	159	99	81	82%
	All program completers, 2019-20	56	52	93%	169	159	465	443	95%
	All program completers, 2018-19	60	59	98%	171	159	505	490	97%
	All program completers, 2017-18	35	34	97%	171	159	365	357	98%

Single Assessment Institution-Level Pass Rate Data: Traditional Teacher Preparation Program Within IHE


		<p align="center">HEOA - Title II 2019 - 2020 Academic Year</p>					<p align="center">Statewide</p>			
Institution Name Institution Code State		<p align="center">ANDERSON UNIVERSITY 5008 South Carolina</p>								
Assessment Information¹	Group	Number Taking Assessment	Number Passing Assessment	Institutional Pass Rate	Institutional Average Scaled Score	Assessment Cut Score²	Number Taking Assessment	Number Passing Assessment	Statewide Pass Rate	
ELEM ED MULTI SUBJ SOCIAL STUDIES (5004) Test Company: ETS Score Range: 100-200	All enrolled students who have completed all nonclinical courses, 2019-20	10	8	80%	167	155	102	79	77%	
	Other enrolled students, 2019-20	12	7	58%	160	155	102	88	86%	
	All program completers, 2019-20	54	46	85%	166	155	452	422	93%	
	All program completers, 2018-19	58	56	97%	168	155	503	492	98%	
	All program completers, 2017-18	35	35	100%	167	155	365	358	98%	
ELEM ED: INSTRUCTIONAL PRACTICE AND APPLICATIONS (5019) Test Company: ETS Score Range: 100-200	All enrolled students who have completed all nonclinical courses, 2019-20						1			
	Other enrolled students, 2019-20						2			
	All program completers, 2019-20						2			
	All program completers, 2018-19	1				155	12	12	100%	
	All program completers, 2017-18	13	12	92%	172	155	126	124	98%	
ENGLISH LANGUAGE ARTS: CK (5038) Test Company: ETS Score Range: 100-200	All enrolled students who have completed all nonclinical courses, 2019-20						2			
	Other enrolled students, 2019-20	2				167	5			
	All program completers, 2019-20						3			
	All program completers, 2018-19									
	All program completers, 2017-18									
ENGLISH LANGUAGE ARTS: CONTENT AND ANALYSIS (5039) Test Company: ETS Score Range: 100-200	All enrolled students who have completed all nonclinical courses, 2019-20	1				168	36	29	81%	
	Other enrolled students, 2019-20						26	19	73%	
	All program completers, 2019-20	13	12	92%	176	168	78	73	94%	
	All program completers, 2018-19	5				168	97	95	98%	
	All program completers, 2017-18	7				168	81	81	100%	

Single Assessment Institution-Level Pass Rate Data: Traditional Teacher Preparation Program Within IHE

	HEOA - Title II 2019 - 2020 Academic Year
	Institution Name ANDERSON UNIVERSITY
	Institution Code 5008
	State South Carolina


Assessment Information ¹	Group	Number Taking Assessment	Number Passing Assessment	Institutional Pass Rate	Institutional Average Scaled Score	Assessment Cut Score ²	Statewide		
							Number Taking Assessment	Number Passing Assessment	Statewide Pass Rate
FRENCH WORLD LANGUAGE (5174) Test Company: ETS Score Range: 100-200	All enrolled students who have completed all nonclinical courses, 2019-20								
	Other enrolled students, 2019-20						1		
	All program completers, 2019-20						2		
	All program completers, 2018-19						2		
	All program completers, 2017-18						4		
GENERAL SCI CONTENT KNOWLEDGE (0435) Test Company: ETS Score Range: 100-200	All enrolled students who have completed all nonclinical courses, 2019-20								
	Other enrolled students, 2019-20						1		
	All program completers, 2019-20						2		
	All program completers, 2018-19								
	All program completers, 2017-18						1		
GERMAN WORLD LANGUAGE (5183) Test Company: ETS Score Range: 100-200	All enrolled students who have completed all nonclinical courses, 2019-20								
	Other enrolled students, 2019-20								
	All program completers, 2019-20						1		
	All program completers, 2018-19						1		
	All program completers, 2017-18						1		
MATHEMATICS CONTENT KNOWLEDGE (5161) Test Company: ETS Score Range: 100-200	All enrolled students who have completed all nonclinical courses, 2019-20	1				150	12	8	67%
	Other enrolled students, 2019-20	2				150	19	14	74%
	All program completers, 2019-20	5				150	43	38	88%
	All program completers, 2018-19	4				150	55	53	96%
	All program completers, 2017-18	3				150	67	66	99%

Single Assessment Institution-Level Pass Rate Data: Traditional Teacher Preparation Program Within IHE


	HEOA - Title II 2019 - 2020 Academic Year
	Institution Name ANDERSON UNIVERSITY
	Institution Code 5008
	State South Carolina

Assessment Information ¹	Group	Number Taking Assessment	Number Passing Assessment	Institutional Pass Rate	Institutional Average Scaled Score	Assessment Cut Score ²	Statewide		
							Number Taking Assessment	Number Passing Assessment	Statewide Pass Rate
MIDDLE SCHOOL ENG LANG ARTS (5047) Test Company: ETS Score Range: 100-200	All enrolled students who have completed all nonclinical courses, 2019-20						6		
	Other enrolled students, 2019-20						10	5	50%
	All program completers, 2019-20						31	22	71%
	All program completers, 2018-19						43	36	84%
	All program completers, 2017-18						38	33	87%
MIDDLE SCHOOL MATHEMATICS (5169) Test Company: ETS Score Range: 100-200	All enrolled students who have completed all nonclinical courses, 2019-20						6		
	Other enrolled students, 2019-20						15	12	80%
	All program completers, 2019-20						36	32	89%
	All program completers, 2018-19						51	47	92%
	All program completers, 2017-18						52	51	98%
MIDDLE SCHOOL SCIENCE (5440) Test Company: ETS Score Range: 100-200	All enrolled students who have completed all nonclinical courses, 2019-20						6		
	Other enrolled students, 2019-20						9		
	All program completers, 2019-20						38	26	68%
	All program completers, 2018-19						49	38	78%
	All program completers, 2017-18						47	42	89%
MIDDLE SCHOOL SOCIAL STUDIES (5089) Test Company: ETS Score Range: 100-200	All enrolled students who have completed all nonclinical courses, 2019-20						5		
	Other enrolled students, 2019-20						18	14	78%
	All program completers, 2019-20						41	32	78%
	All program completers, 2018-19						51	44	86%
	All program completers, 2017-18						45	43	96%


Single Assessment Institution-Level Pass Rate Data: Traditional Teacher Preparation Program Within IHE

		HEOA - Title II 2019 - 2020 Academic Year					Statewide			
Institution Name		ANDERSON UNIVERSITY								
Institution Code		5008								
State		South Carolina								
Assessment Information¹	Group	Number Taking Assessment	Number Passing Assessment	Institutional Pass Rate	Institutional Average Scaled Score	Assessment Cut Score²	Number Taking Assessment	Number Passing Assessment	Statewide Pass Rate	
MUSIC CONTENT & INSTRUCTION (5114) <i>Test Company: ETS</i> <i>Score Range: 100-200</i>	All enrolled students who have completed all nonclinical courses, 2019-20						27	19	70%	
	Other enrolled students, 2019-20						31	19	61%	
	All program completers, 2019-20	6				162	58	46	79%	
	All program completers, 2018-19	12	9	75%	165	162	117	104	89%	
	All program completers, 2017-18	3				162	92	89	97%	
PHYSICAL ED CONTENT AND DESIGN (5095) <i>Test Company: ETS</i> <i>Score Range: 100-200</i>	All enrolled students who have completed all nonclinical courses, 2019-20						10	4	40%	
	Other enrolled students, 2019-20						27	10	37%	
	All program completers, 2019-20						54	47	87%	
	All program completers, 2018-19	6				169	85	82	96%	
	All program completers, 2017-18	5				169	77	75	97%	
PHYSICS CONTENT KNOWLEDGE (5265) <i>Test Company: ETS</i> <i>Score Range: 100-200</i>	All enrolled students who have completed all nonclinical courses, 2019-20									
	Other enrolled students, 2019-20									
	All program completers, 2019-20						1			
	All program completers, 2018-19						1			
	All program completers, 2017-18						1			
PRAXIS PERFORMANCE ASSESSMENT FOR TEACHERS (0490) <i>Test Company: ETS</i> <i>Score Range: 0-60</i>	All enrolled students who have completed all nonclinical courses, 2019-20						1			
	Other enrolled students, 2019-20									
	All program completers, 2019-20						36	36	100%	
	All program completers, 2018-19						7			
	All program completers, 2017-18									


Single Assessment Institution-Level Pass Rate Data: Traditional Teacher Preparation Program Within IHE

		<p align="center">HEOA - Title II 2019 - 2020 Academic Year</p>					<p align="center">Statewide</p>			
Institution Name Institution Code State		<p align="center">ANDERSON UNIVERSITY 5008 South Carolina</p>								
Assessment Information¹		Group								
		Number Taking Assessment	Number Passing Assessment	Institutional Pass Rate	Institutional Average Scaled Score	Assessment Cut Score²	Number Taking Assessment	Number Passing Assessment	Statewide Pass Rate	
PRINC LEARNING AND TEACHING 5-9 (5623) <i>Test Company: ETS</i> <i>Score Range: 100-200</i>	All enrolled students who have completed all nonclinical courses, 2019-20						35	33	94%	
	Other enrolled students, 2019-20						17	16	94%	
	All program completers, 2019-20	5				160	98	95	97%	
	All program completers, 2018-19						134	132	99%	
	All program completers, 2017-18	2				160	150	150	100%	
PRINC LEARNING AND TEACHING 7-12 (5624) <i>Test Company: ETS</i> <i>Score Range: 100-200</i>	All enrolled students who have completed all nonclinical courses, 2019-20	2				157	97	92	95%	
	Other enrolled students, 2019-20	8				157	104	101	97%	
	All program completers, 2019-20	24	23	96%	177	157	269	266	99%	
	All program completers, 2018-19	36	36	100%	177	157	429	424	99%	
	All program completers, 2017-18	25	25	100%	177	157	401	399	100%	
PRINC LEARNING AND TEACHING EARLY CHILD (5621) <i>Test Company: ETS</i> <i>Score Range: 100-200</i>	All enrolled students who have completed all nonclinical courses, 2019-20	1				157	112	94	84%	
	Other enrolled students, 2019-20	13	10	77%	168	157	101	91	90%	
	All program completers, 2019-20	21	21	100%	171	157	363	352	97%	
	All program completers, 2018-19	14	14	100%	172	157	412	410	100%	
	All program completers, 2017-18	16	16	100%	172	157	485	484	100%	
PRINC LEARNING AND TEACHING K-6 (5622) <i>Test Company: ETS</i> <i>Score Range: 100-200</i>	All enrolled students who have completed all nonclinical courses, 2019-20	21	19	90%	176	160	149	138	93%	
	Other enrolled students, 2019-20	21	21	100%	179	160	168	160	95%	
	All program completers, 2019-20	73	69	95%	177	160	555	537	97%	
	All program completers, 2018-19	76	76	100%	178	160	695	693	100%	
	All program completers, 2017-18	59	58	98%	178	160	642	639	100%	


Single Assessment Institution-Level Pass Rate Data: Traditional Teacher Preparation Program Within IHE

		<p align="center">HEOA - Title II 2019 - 2020 Academic Year</p>							
Institution Name		ANDERSON UNIVERSITY							
Institution Code		5008							
State		South Carolina							
							Statewide		
Assessment Information ¹	Group	Number Taking Assessment	Number Passing Assessment	Institutional Pass Rate	Institutional Average Scaled Score	Assessment Cut Score ²	Number Taking Assessment	Number Passing Assessment	Statewide Pass Rate
SE CK AND MILD TO MODERATE APPL (5543) Test Company: ETS Score Range: 100-200	All enrolled students who have completed all nonclinical courses, 2019-20	6				158	14	14	100%
	Other enrolled students, 2019-20	5				158	23	21	91%
	All program completers, 2019-20	10	10	100%	174	158	77	77	100%
	All program completers, 2018-19	8				158	101	101	100%
	All program completers, 2017-18	7				158	75	75	100%
SE CK AND SEVERE TO PROF APPL (5545) Test Company: ETS Score Range: 100-200	All enrolled students who have completed all nonclinical courses, 2019-20						3		
	Other enrolled students, 2019-20								
	All program completers, 2019-20								
	All program completers, 2018-19						2		
	All program completers, 2017-18						17	17	100%
SE CORE KNOWLEDGE & APPLICATIONS (5354) Test Company: ETS Score Range: 100-200	All enrolled students who have completed all nonclinical courses, 2019-20	2				151	8		
	Other enrolled students, 2019-20	1				151	5		
	All program completers, 2019-20	2				151	53	53	100%
	All program completers, 2018-19						47	47	100%
	All program completers, 2017-18	4				151	82	82	100%
SE STUDENTS W INTELLECTUAL DISABILITIES (5322) Test Company: ETS Score Range: 100-200	All enrolled students who have completed all nonclinical courses, 2019-20						2		
	Other enrolled students, 2019-20								
	All program completers, 2019-20						13	13	100%
	All program completers, 2018-19						10	10	100%
	All program completers, 2017-18						32	32	100%


Single Assessment Institution-Level Pass Rate Data: Traditional Teacher Preparation Program Within IHE

		<p align="center">HEOA - Title II 2019 - 2020 Academic Year</p>					<p align="center">Statewide</p>			
<p>Institution Name</p>		ANDERSON UNIVERSITY								
<p>Institution Code</p>		5008								
<p>State</p>		South Carolina								
<p><i>Assessment Information</i>¹</p>	<p><i>Group</i></p>	<p><i>Number Taking Assessment</i></p>	<p><i>Number Passing Assessment</i></p>	<p><i>Institutional Pass Rate</i></p>	<p><i>Institutional Average Scaled Score</i></p>	<p><i>Assessment Cut Score</i>²</p>	<p><i>Number Taking Assessment</i></p>	<p><i>Number Passing Assessment</i></p>	<p><i>Statewide Pass Rate</i></p>	
<p>SE TEACH STUDENTS W LEARNING DISAB (5383)</p> <p><i>Test Company: ETS</i> <i>Score Range: 100-200</i></p>	All enrolled students who have completed all nonclinical courses, 2019-20	2				151	5			
	Other enrolled students, 2019-20	1				151	4			
	All program completers, 2019-20	2				151	40	40	100%	
	All program completers, 2018-19	1				151	36	36	100%	
	All program completers, 2017-18	4				151	44	44	100%	
<p>SE TEACHING STU W VISUAL IMPAIRMENT (5282)</p> <p><i>Test Company: ETS</i> <i>Score Range: 100-200</i></p>	All enrolled students who have completed all nonclinical courses, 2019-20									
	Other enrolled students, 2019-20									
	All program completers, 2019-20						2			
	All program completers, 2018-19						1			
	All program completers, 2017-18						2			
<p>SE: TEACH STUDENTS W BEH DIS EMOTION DIST (5372)</p> <p><i>Test Company: ETS</i> <i>Score Range: 100-200</i></p>	All enrolled students who have completed all nonclinical courses, 2019-20						1			
	Other enrolled students, 2019-20									
	All program completers, 2019-20						14	14	100%	
	All program completers, 2018-19						18	18	100%	
	All program completers, 2017-18						27	27	100%	
<p>SOCIAL STUDIES CONTENT & INTERPRETATION (5086)</p> <p><i>Test Company: ETS</i> <i>Score Range: 100-200</i></p>	All enrolled students who have completed all nonclinical courses, 2019-20						33	30	91%	
	Other enrolled students, 2019-20	5				153	60	44	73%	
	All program completers, 2019-20	4				153	81	73	90%	
	All program completers, 2018-19	10	9	90%	165	153	122	120	98%	
	All program completers, 2017-18	9				153	110	109	99%	

Single Assessment Institution-Level Pass Rate Data: Traditional Teacher Preparation Program Within IHE


		<p align="center">HEOA - Title II 2019 - 2020 Academic Year</p>					<p align="center">Statewide</p>			
Institution Name Institution Code State		<p align="center">ANDERSON UNIVERSITY 5008 South Carolina</p>								
<i>Assessment Information</i> ¹	<i>Group</i>	<i>Number Taking Assessment</i>	<i>Number Passing Assessment</i>	<i>Institutional Pass Rate</i>	<i>Institutional Average Scaled Score</i>	<i>Assessment Cut Score</i> ²	<i>Number Taking Assessment</i>	<i>Number Passing Assessment</i>	<i>Statewide Pass Rate</i>	
SPANISH WORLD LANGUAGE (5195) <i>Test Company: ETS</i> <i>Score Range: 100-200</i>	All enrolled students who have completed all nonclinical courses, 2019-20						2			
	Other enrolled students, 2019-20						1			
	All program completers, 2019-20						8			
	All program completers, 2018-19						9			
	All program completers, 2017-18						8			
THEATRE (5641) <i>Test Company: ETS</i> <i>Score Range: 100-200</i>	All enrolled students who have completed all nonclinical courses, 2019-20						3			
	Other enrolled students, 2019-20						10	10	100%	
	All program completers, 2019-20						4			
	All program completers, 2018-19						11	10	91%	
	All program completers, 2017-18	1				157	15	15	100%	
WORLD AND U.S. HISTORY CK (5941) <i>Test Company: ETS</i> <i>Score Range: 100-200</i>	All enrolled students who have completed all nonclinical courses, 2019-20						1			
	Other enrolled students, 2019-20						2			
	All program completers, 2019-20						3			
	All program completers, 2018-19									
	All program completers, 2017-18									
EDTPA: EARLY CHILDHOOD (TPA0014) <i>Test Company: E. S. Pearson*</i> <i>Score Range: 15-75</i>	All enrolled students who have completed all nonclinical courses, 2019-20									
	Other enrolled students, 2019-20						2			
	All program completers, 2019-20						31	31	100%	
	All program completers, 2018-19						34	34	100%	
	All program completers, 2017-18						28	28	100%	

Single Assessment Institution-Level Pass Rate Data: Traditional Teacher Preparation Program Within IHE

	HEOA - Title II 2019 - 2020 Academic Year
	Institution Name ANDERSON UNIVERSITY
	Institution Code 5008
	State South Carolina


Assessment Information ¹	Group	Number Taking Assessment	Number Passing Assessment	Institutional Pass Rate	Institutional Average Scaled Score	Assessment Cut Score ²	Statewide		
							Number Taking Assessment	Number Passing Assessment	Statewide Pass Rate
EDTPA: ELEM ED LITERACY WITH MATHEMATICS TASK 4 (TPA0110) Test Company: E.S. Pearson* Score Range: 18-90	All enrolled students who have completed all nonclinical courses, 2019-20								
	Other enrolled students, 2019-20								
	All program completers, 2019-20						9		
	All program completers, 2018-19						27	27	100%
	All program completers, 2017-18						27	27	100%
EDTPA: ELEM ED MATHEMATICS WITH LITERACY TASK 4 (TPA0149) Test Company: E.S. Pearson* Score Range: 18-90	All enrolled students who have completed all nonclinical courses, 2019-20								
	Other enrolled students, 2019-20								
	All program completers, 2019-20						28	28	100%
	All program completers, 2018-19								
	All program completers, 2017-18								
EDTPA: ELEMENTARY LITERACY (TPA0001) Test Company: E.S. Pearson* Score Range: 15-75	All enrolled students who have completed all nonclinical courses, 2019-20								
	Other enrolled students, 2019-20						1		
	All program completers, 2019-20								
	All program completers, 2018-19								
	All program completers, 2017-18								
EDTPA: K-12 PERFORMING ARTS (TPA0021) Test Company: E.S. Pearson* Score Range: 15-75	All enrolled students who have completed all nonclinical courses, 2019-20								
	Other enrolled students, 2019-20						2		
	All program completers, 2019-20						18	17	94%
	All program completers, 2018-19						22	22	100%
	All program completers, 2017-18						10	10	100%

Single Assessment Institution-Level Pass Rate Data: Traditional Teacher Preparation Program Within IHE

	HEOA - Title II 2019 - 2020 Academic Year
	Institution Name ANDERSON UNIVERSITY
	Institution Code 5008
	State South Carolina


Assessment Information ¹	Group	Number Taking Assessment	Number Passing Assessment	Institutional Pass Rate	Institutional Average Scaled Score	Assessment Cut Score ²	Statewide		
							Number Taking Assessment	Number Passing Assessment	Statewide Pass Rate
EDTPA: K-12 PHYSICAL EDUCATION (TPA0011) Test Company: E.S. Pearson* Score Range: 15-75	All enrolled students who have completed all nonclinical courses, 2019-20								
	Other enrolled students, 2019-20								
	All program completers, 2019-20						7		
	All program completers, 2018-19						6		
	All program completers, 2017-18						7		
EDTPA: MIDDLE CHILDHOOD ENGLISH LANGUAGE ARTS (TPA0018) Test Company: E.S. Pearson* Score Range: 15-75	All enrolled students who have completed all nonclinical courses, 2019-20								
	Other enrolled students, 2019-20								
	All program completers, 2019-20						3		
	All program completers, 2018-19						1		
	All program completers, 2017-18						1		
EDTPA: MIDDLE CHILDHOOD HISTORY-SOCIAL STUDIES (TPA0019) Test Company: E.S. Pearson* Score Range: 15-75	All enrolled students who have completed all nonclinical courses, 2019-20								
	Other enrolled students, 2019-20						1		
	All program completers, 2019-20						1		
	All program completers, 2018-19						6		
	All program completers, 2017-18						7		
EDTPA: MIDDLE CHILDHOOD MATHEMATICS (TPA0016) Test Company: E.S. Pearson* Score Range: 15-75	All enrolled students who have completed all nonclinical courses, 2019-20								
	Other enrolled students, 2019-20								
	All program completers, 2019-20						6		
	All program completers, 2018-19						3		
	All program completers, 2017-18						4		

Single Assessment Institution-Level Pass Rate Data: Traditional Teacher Preparation Program Within IHE


	HEOA - Title II 2019 - 2020 Academic Year
	Institution Name ANDERSON UNIVERSITY
	Institution Code 5008
	State South Carolina

Assessment Information ¹	Group	Number Taking Assessment	Number Passing Assessment	Institutional Pass Rate	Institutional Average Scaled Score	Assessment Cut Score ²	Statewide		
							Number Taking Assessment	Number Passing Assessment	Statewide Pass Rate
EDTPA: MIDDLE CHILDHOOD SCIENCE (TPA0017) Test Company: E.S. Pearson* Score Range: 15-75	All enrolled students who have completed all nonclinical courses, 2019-20								
	Other enrolled students, 2019-20								
	All program completers, 2019-20						2		
	All program completers, 2018-19								
	All program completers, 2017-18						3		
EDTPA: SECONDARY ENGLISH LANGUAGE ARTS (TPA0003) Test Company: E.S. Pearson* Score Range: 15-75	All enrolled students who have completed all nonclinical courses, 2019-20								
	Other enrolled students, 2019-20								
	All program completers, 2019-20						8		
	All program completers, 2018-19						13	13	100%
	All program completers, 2017-18						6		
EDTPA: SECONDARY HISTORY-SOCIAL STUDIES (TPA0004) Test Company: E.S. Pearson* Score Range: 15-75	All enrolled students who have completed all nonclinical courses, 2019-20								
	Other enrolled students, 2019-20								
	All program completers, 2019-20						9		
	All program completers, 2018-19						5		
	All program completers, 2017-18						5		
EDTPA: SECONDARY MATHEMATICS (TPA0005) Test Company: E.S. Pearson* Score Range: 15-75	All enrolled students who have completed all nonclinical courses, 2019-20								
	Other enrolled students, 2019-20								
	All program completers, 2019-20						5		
	All program completers, 2018-19						3		
	All program completers, 2017-18						5		

Single Assessment Institution-Level Pass Rate Data: Traditional Teacher Preparation Program Within IHE

		<p align="center">HEOA - Title II 2019 - 2020 Academic Year</p>					<p align="center">Statewide</p>			
<p>Institution Name</p>		ANDERSON UNIVERSITY								
<p>Institution Code</p>		5008								
<p>State</p>		South Carolina								
<p align="center">Assessment Information¹</p>		<p align="center">Group</p>					<p align="center">Statewide</p>			
		<p align="center">Number Taking Assessment</p>	<p align="center">Number Passing Assessment</p>	<p align="center">Institutional Pass Rate</p>	<p align="center">Institutional Average Scaled Score</p>	<p align="center">Assessment Cut Score²</p>	<p align="center">Number Taking Assessment</p>	<p align="center">Number Passing Assessment</p>	<p align="center">Statewide Pass Rate</p>	
<p><i>EDTPA: SECONDARY SCIENCE (TPA0006)</i></p> <p><i>Test Company: E.S. Pearson*</i> <i>Score Range: 15-75</i></p>	<p>All enrolled students who have completed all nonclinical courses, 2019-20</p>									
	<p>Other enrolled students, 2019-20</p>									
	<p>All program completers, 2019-20</p>						4			
	<p>All program completers, 2018-19</p>						2			
	<p>All program completers, 2017-18</p>						1			
<p><i>EDTPA: SPECIAL EDUCATION (TPA0012)</i></p> <p><i>Test Company: E.S. Pearson*</i> <i>Score Range: 15-75</i></p>	<p>All enrolled students who have completed all nonclinical courses, 2019-20</p>									
	<p>Other enrolled students, 2019-20</p>									
	<p>All program completers, 2019-20</p>						15	15	100%	
	<p>All program completers, 2018-19</p>						13	13	100%	
	<p>All program completers, 2017-18</p>						22	22	100%	
<p><i>EDTPA: VISUAL ARTS (TPA0015)</i></p> <p><i>Test Company: E.S. Pearson*</i> <i>Score Range: 15-75</i></p>	<p>All enrolled students who have completed all nonclinical courses, 2019-20</p>									
	<p>Other enrolled students, 2019-20</p>									
	<p>All program completers, 2019-20</p>						7			
	<p>All program completers, 2018-19</p>						8			
	<p>All program completers, 2017-18</p>						9			
<p><i>EDTPA: WORLD LANGUAGES (TPA0020)</i></p> <p><i>Test Company: E.S. Pearson*</i> <i>Score Range: 13-65</i></p>	<p>All enrolled students who have completed all nonclinical courses, 2019-20</p>									
	<p>Other enrolled students, 2019-20</p>									
	<p>All program completers, 2019-20</p>						2			
	<p>All program completers, 2018-19</p>									
	<p>All program completers, 2017-18</p>						1			

Single Assessment Institution-Level Pass Rate Data: Traditional Teacher Preparation Program Within IHE

		HEOA - Title II 2019 - 2020 Academic Year					Statewide			
Institution Name		ANDERSON UNIVERSITY								
Institution Code		5008								
State		South Carolina								
Assessment Information¹	Group	Number Taking Assessment	Number Passing Assessment	Institutional Pass Rate	Institutional Average Scaled Score	Assessment Cut Score²	Number Taking Assessment	Number Passing Assessment	Statewide Pass Rate	
OPI GERMAN (ACT1007) Test Company: ACTFL* Score Range: 1-10	All enrolled students who have completed all nonclinical courses, 2019-20						1			
	Other enrolled students, 2019-20									
	All program completers, 2019-20									
	All program completers, 2018-19						1			
	All program completers, 2017-18									
OPIC SPANISH (ACT3002) Test Company: ACTFL* Score Range: 1-10	All enrolled students who have completed all nonclinical courses, 2019-20						1			
	Other enrolled students, 2019-20									
	All program completers, 2019-20									
	All program completers, 2018-19									
	All program completers, 2017-18									
WPT SPANISH (ACT2015) Test Company: ACTFL* Score Range: 1-10	All enrolled students who have completed all nonclinical courses, 2019-20						2			
	Other enrolled students, 2019-20						1			
	All program completers, 2019-20									
	All program completers, 2018-19									
	All program completers, 2017-18									

Note: In cases where there are less than ten students taking the assessment or license/certificate, the number passing and pass rate are not reported.

¹Tests with multiple delivery options (computer, paper, etc.) will be noted with the assessment code for one format only.

²Cut scores may vary for groups depending upon when the cut scores are established by the state and when each group completed their teacher certification or licensure assessment.

*Questions regarding tests listed by this testing company must be addressed to your state Title II Coordinator.

Single Assessment Institution-Level Pass Rate Data: *Traditional Teacher Preparation Program Within IHE*

April 5, 2021

Statewide Average Scaled Score
170
171
166
171
170
170
165
168
168

Single Assessment Institution-Level Pass Rate Data: *Traditional Teacher Preparation Program Within IHE*

April 5, 2021

Statewide Average Scaled Score
169
171

Single Assessment Institution-Level Pass Rate Data: *Traditional Teacher Preparation Program Within IHE*

April 5, 2021

Statewide Average Scaled Score
163
169
170
171
171
166
166
170
172
175
176
167

Single Assessment Institution-Level Pass Rate Data: *Traditional Teacher Preparation Program Within IHE*

April 5, 2021

Statewide Average Scaled Score
172
166
172
171
180
176
179
179
165
171
171
172
172
167
170
170
172
172

Single Assessment Institution-Level Pass Rate Data: *Traditional Teacher Preparation Program Within IHE*

April 5, 2021

Statewide Average Scaled Score
162
169
167
168
168
166
172
175
174
175
177
178

Single Assessment Institution-Level Pass Rate Data: *Traditional Teacher Preparation Program Within IHE*

April 5, 2021

Statewide Average Scaled Score
161
161
158
163
165

Single Assessment Institution-Level Pass Rate Data: *Traditional Teacher Preparation Program Within IHE*

April 5, 2021

Statewide Average Scaled Score
163
166
168
168
170
174
175
177
154
157
163
167
165
167
171

Single Assessment Institution-Level Pass Rate Data: *Traditional Teacher Preparation Program Within IHE*

April 5, 2021

Statewide Average Scaled Score
166
164
166
169
169
167
165
173
174
175
44

Single Assessment Institution-Level Pass Rate Data: *Traditional Teacher Preparation Program Within IHE*

April 5, 2021

Statewide Average Scaled Score
172
175
175
176
175
176
173
176
176
176
176
165
169
170
171
171
174
176
176
176
176

Single Assessment Institution-Level Pass Rate Data: *Traditional Teacher Preparation Program Within IHE*

April 5, 2021

Statewide Average Scaled Score
174
175
173
173
176
179
177
175
179
175
180
179

Single Assessment Institution-Level Pass Rate Data: *Traditional Teacher Preparation Program Within IHE*

April 5, 2021

Statewide Average Scaled Score
169
168
172
178
181
184
164
160
164
166
164

Single Assessment Institution-Level Pass Rate Data: *Traditional Teacher Preparation Program Within IHE*

April 5, 2021

Statewide Average Scaled Score
174
169
177
43
44
46

Single Assessment Institution-Level Pass Rate Data: *Traditional Teacher Preparation Program Within IHE*

April 5, 2021

Statewide Average Scaled Score
57
58
54
45
47
47

Single Assessment Institution-Level Pass Rate Data: *Traditional Teacher Preparation Program Within IHE*

April 5, 2021

Statewide Average Scaled Score

Single Assessment Institution-Level Pass Rate Data: *Traditional Teacher Preparation Program Within IHE*

April 5, 2021

Statewide Average Scaled Score
46

Single Assessment Institution-Level Pass Rate Data: *Traditional Teacher Preparation Program Within IHE*

April 5, 2021

Statewide Average Scaled Score
51
49
47

Single Assessment Institution-Level Pass Rate Data: *Traditional Teacher Preparation Program Within IHE*

April 5, 2021

Statewide Average Scaled Score